

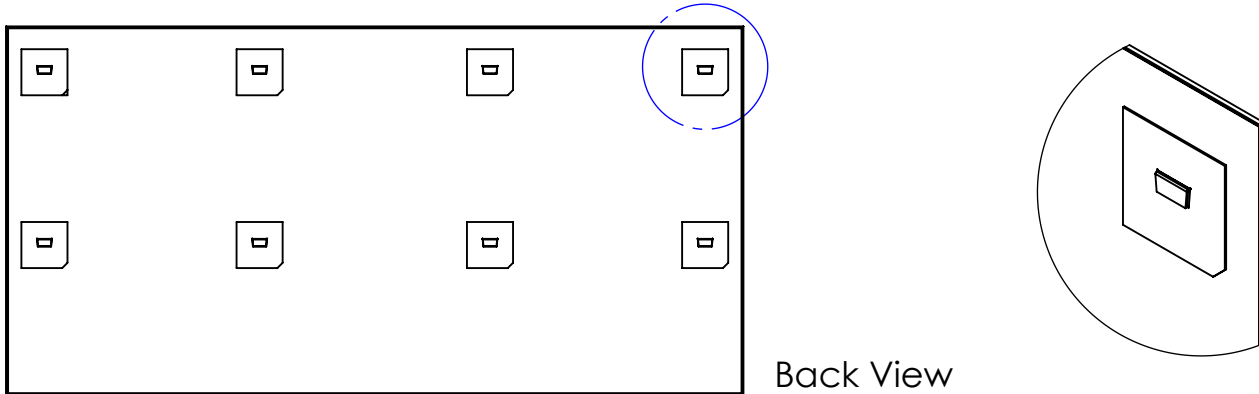
Define / DEF-GMBXXXXM and DEF-GMBXXXXN

Disassembly Instructions and Recycling

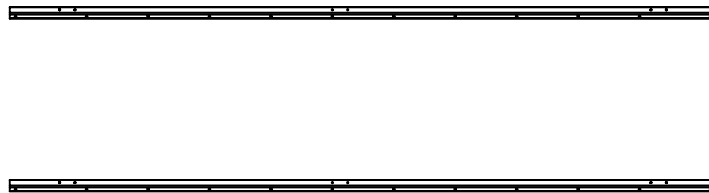
Required Tools, Time, and Personnel:

- Phillip's head screw driver
 - (Optional) Putty knife
 - Suction Cup Lifter
- Disassembly time estimated to take 15 minutes.
Three person minimum for safe operation.

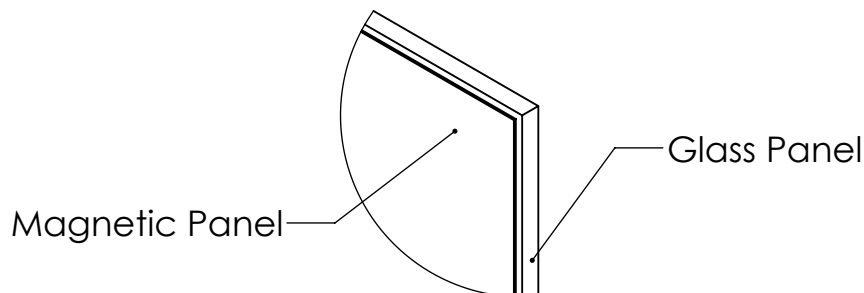
Step 1: Remove Define Glassboard from the Define unit.



Step 2: Remove the cleat system from the Define unit.



Step 3: (Optional) If the glassboard has a rear magnetic panel pry one corner away from the glass using a putty knife. Continue to separate the magnetic panel from the glassboard until fully separated.



Recycling Guidelines:

- Steel - Common metals can be recycled at local scrap yards and nearly all recycling centers.
- Tempered glass - Tempered glass can be recycled through an annealing process, however this is often cost prohibitive. If you are not in an area with a tempered glass recycling facility please consult local construction companies to see if they accept tempered glass for use in large volume construction applications such as roadways.
- Miscellaneous Accessories - consult local guidelines to determine if you are able to recycle composite plastics at your recycling centers.

